



ELSEVIER

Contents lists available at ScienceDirect

Data in Brief

journal homepage: www.elsevier.com/locate/dib

Data Article

Performance of combined persulfate/aluminum sulfate for landfill leachate treatment



Salem S. Abu Amr^{a,*}, Abbas F.M. Alkarkhi^{a,**},
Tamer M. Alslaibi^b, Mohammed Shadi S. Abujazar^c

^a MICET, Melaka, Malaysian Institute of Chemical and Bioengineering Technology, Universiti Kuala Lumpur (UniKL, MICET), Alor Gajah 78000, Melaka, Malaysia

^b Civil Engineering Department, Palestine University, Gaza Strip, Palestine

^c Faculty of sciences, Al-Aqsa University, Gaza, Palestine

ARTICLE INFO

Article history:

Received 4 May 2018

Accepted 18 May 2018

Available online 24 May 2018

Keywords:

Oxidation

Persulfate

Activation

Leachate treatment

Optimization

ABSTRACT

Although landfilling is still the most suitable method for solid waste disposal, generation of large quantity of leachate is still considered as one of the main environmental problem. Efficient treatment of leachate is required prior to final discharge. Persulfate ($S_2O_8^{2-}$) recently used for leachate oxidation, the oxidation potential of persulfate can be improved by activate and initiate sulfate radical. The current data aimed to evaluate the performance of utilizing Al_2SO_4 reagent for activation of persulfate to treat landfill leachate. The data on chemical oxygen demand (COD), color, and NH_3-N removals at different setting of the persulfate, Al_2SO_4 dosages, pH, and reaction time were collected using a central composite design (CCD) were measured to identify the optimum operating conditions. A total of 30 experiments were performed, the optimum conditions for $S_2O_8^{2-}/Al_2SO_4$ oxidation process was obtained. Quadratic models for chemical oxygen demand (COD), color, and NH_3-N removals were significant with p-value < 0.0001. The experimental results were in agreement with the optimum results for COD and NH_3-N removal rates to be 67%, 81%, and 48%, respectively). The results obtained in leachate treatment were compared with those from other treatment processes, such as $S_2O_8^{2-}$ only and Al_2SO_4 only, to evaluate its

* Corresponding author. Fax: +60 45996906.

** Corresponding author.

E-mail addresses: sabuamr@hotmail.com (S.S. Abu Amr), abbas@unikl.edu.my (A.F.M. Alkarkhi), Tamer_2004@hotmail.com (T.M. Alslaibi), mohammedshadi@hotmail.com (M.S.S. Abujazar).

<https://doi.org/10.1016/j.dib.2018.05.111>

2352-3409/© 2018 The Authors. Published by Elsevier Inc. This is an open access article under the CC BY license (<http://creativecommons.org/licenses/by/4.0/>).

effectiveness. The combined method (i.e., $S_2O_8^{2-}/Al_2SO_4$) showed higher removal efficiency for COD, color, and NH_3-N compared with other studied applications.

© 2018 The Authors. Published by Elsevier Inc. This is an open access article under the CC BY license (<http://creativecommons.org/licenses/by/4.0/>).

Specifications Table

Subject area	Environmental Engineering
More specific subject area	Landfill leachate treatment
Type of data	Equations and statistical data
How data was acquired	All experiments performed in 250 mL glass conical flasks orbital shaker unit, Aluminium sulphate ($ZnSO_4$) was used to initiate sulphate radicals from persulfate ($Na_2S_2O_8$) and improve the oxidation potential. The concentration of COD, color, and ammonia was measured before and after each run and the removal efficiencies were calculated.
Data format	Table, Figure, Equation
Experimental factor	Monitoring the removal efficiencies of COD, colour, COD, and ammonia from leachate.
Experimental features	Response surface methodology (RSM) was used to design the experimental conditions for treatment of leachate using simultaneous persulfate/ $ZnSO_4$ oxidation. Removal efficiency of COD, colour, and ammonia was measured. The relationship between experimental factors ($S_2O_8/AlSO_4$ ratio dosage, pH and reaction time) and responses (COD, colour, COD, and ammonia) was evaluated.
Data source location	Malaysian Institute of chemical & Bioengineering Technology Universiti Kuala Lumpur, (UniKL, MICET), 78000, Melaka, Malaysia.
Data accessibility	Data are presented in the article

Value of the data

- This article presents data on the performance of utilize Al_2SO_4 to activate persulfate for leachate treatment.
- The data provides comparison of the treatment efficiencies between persulfate alone, Al_2SO_4 alone and combined persulfate/ Al_2SO_4 .
- The data show the relationship between experimental factors and the responses statistically using mathematical models for COD colour and ammonia.
- The optimum results can be useful for wide application on wastewater treatment.

1. Data

The data for general characteristics of landfill leachate used in this study are presented in (Table 1). Furthermore, the data in this article covers the performance of combined persulfate/aluminum sulfate for leachate treatment based on three measured responses COD, color, and NH_3-H removals at different setting of the persulfate, Al_2SO_4 dosages, pH, and reaction time (Table 2). The data for COD, color, and NH_3 removals obtained from faced central composite design (FCCD) are presented in Table 3. The significance of the influential variables are presented in Table 4 (analysis of variance

Table 1
Characteristics of Sungai Udang landfill leachate.

Parameters	Value ^a
COD (mg/L)	2300
BOD (mg/L)	110
NH ₃ -N (mg/L)	870
Color (PT Co.)	4800
pH	8.6
Suspended solids (mg/L)	88
Conductivity, (μS/cm)	18,940

^a Average of two samples taken from March and June 2017.

Table 2
Independent variables (factors) and corresponding levels used for optimization.

Variables	Symbol	Range and levels		
		Low level (− 1)	Center (0)	High level + 1
Persulfate dosage	X_1	1 ml	5.5 ml	10 ml
Al ₂ (SO ₄) ₃ dosage	X_2	1 ml	5.5 ml	10 ml
pH	X_3	3	6	9
Reaction time	X_4	30	105	180

(ANOVA)). Mathematical models that show the effect of significant variables on COD, color, and NH₃-N removals are presented in Eqs. (1)–(3) respectively. Fig. 1 shows the predicted and actual standardized residual for COD, color and NH₃-N, removal. Fig. 2, presents the two-factor interaction plot for the behavior of combined Al₂SO₄ and persulfate on COD color and NH₃-N removal. Fig. 3. Shows the three-dimensional response surface for the effect of combined Al₂SO₄ and persulfate on COD color and NH₃-N removal. Fig. 4, compared the treatment efficiency between the three related treatment processes; persulfate, Al₂SO₄ and combined persulfate/Al₂SO₄ for COD, color and NH₃-N removal.

The second-order polynomial model for COD, color, and NH₃-N removals are given in Eqs. (1)–(3), respectively.

$$\text{COD} = 53.88 - 2.17X_1 - 0.30X_2 - 1.71X_3 - 2.33X_4 + 14.27X_1^2 - 9.04X_2^2 - 12.64X_3^2 - 0.68X_4^2 + 4.08X_1X_2 - 3.26X_1X_3 - 3.09X_1X_4 - 1.06X_2X_3 - 0.59X_2X_4 + 2.79X_3X_4 \quad (1)$$

$$\text{Color} = 71.37 + 0.69X_1 + 2.93X_2 - 0.45X_3 + 3.28X_4 - 0.40X_1^2 - 9.77X_2^2 + 6.22X_3^2 + 3.22X_4^2 + 0.76X_1X_2 - 1.80X_1X_3 - 1.83X_1X_4 - 2.66X_2X_3 - 1.02X_2X_4 - 0.17X_3X_4 \quad (2)$$

$$\text{NH}_3 - \text{N} = 34.60 - 0.33X_1 - 1.04X_2 - 2.81X_3 - 3.92X_4 + 8.47X_1^2 - 5.78X_2^2 - 2.31X_3^2 - 8.62X_4^2 + 1.62X_1X_2 - 1.81X_1X_3 - 2.71X_1X_4 - 1.46X_2X_3 - 1.18X_2X_4 + 2.83X_3X_4 \quad (3)$$

where Y_1 , Y_2 , and Y_3 represent the COD removal, Color removal and ammonia (NH₃), respectively.

2. Experimental design, materials and methods

2.1. Leachate Sampling and Characteristics

Leachate samples were collected from the detention pond at Sungai Udang Landfill Site (SULS), Melaka, Malaysia. SULS has an area of 7 ha, receiving approximately 1200 t of municipal

Table 3The results of FFCD including coded and actual variable with the results of three responses (Color, COD, NH₃ removals).

Coded variable				Actual variable				Responses		
Al ₂ SO ₄	Persulfate	pH	RT	Al ₂ SO ₄	Persulfate	pH	RT	Color removal	COD removal	NH-N removal
-1	0	0	0	1	5.5	6	105	69	67.3	47.8
0	0	0	0	5.5	5.5	6	105	69.53	51.4	35.6
-1	1	-1	-1	1	10	3	30	70.6	47.9	34.33
-1	-1	1	-1	1	1	9	30	64.24	54.5	31.2
0	-1	0	0	5.5	1	6	105	56.8	39.78	31.07
0	0	0	-1	5.5	5.5	6	30	72.24	55.6	26.78
1	1	-1	-1	10	10	3	30	77.53	61.6	44.33
1	-1	-1	-1	10	1	3	30	63.31	50.9	42.22
0	0	0	1	5.5	5.5	6	180	77.87	48.8	25.4
1	0	0	0	10	5.5	6	105	73.67	67	38.56
-1	-1	-1	1	1	1	3	180	71	50.7	28.67
1	-1	-1	1	10	1	3	180	69.97	38	19.13
-1	1	1	1	1	10	9	180	75.54	47.5	19.33
-1	1	-1	1	1	10	3	180	74.67	38.5	21.2
1	-1	1	1	10	1	9	180	68.45	31.7	19.73
0	1	0	0	5.5	10	6	105	67.34	47.89	26.78
1	1	-1	1	10	10	3	180	81.66	40.92	20.53
1	1	1	1	10	10	9	180	70.27	42.2	18.76
-1	1	1	-1	1	10	9	30	67.02	39.7	19.67
0	0	0	0	5.5	5.5	6	105	69.53	56.76	35.57
0	0	1	0	5.5	5.5	9	105	75.89	33.67	32.47
0	0	-1	0	5.5	5.5	3	105	80.22	46.8	32.33
1	1	1	-1	10	10	9	30	68.45	42.2	25.53
0	0	0	0	5.5	5.5	6	105	69.23	55.37	35.56
-1	-1	-1	-1	1	1	3	30	57.83	47.6	25.87
1	-1	1	-1	10	1	9	30	68.98	40.4	22.33
0	0	0	0	5.5	5.5	6	105	69.53	57.32	35.55
0	0	0	0	5.5	5.5	6	105	74.98	56.8	35.45
-1	-1	1	1	1	1	9	180	79.78	60.2	28.93
0	0	0	0	5.5	5.5	6	105	72.62	51.6	29.23

solid waste daily and start receiving waste at 1st of April 2015. In this study, the leachate samples were collected 6 times manually from February 2017 to Jun 2017 using 2 L plastic containers. The collected samples were immediately transported to the laboratory, characterized, and stored in cool room to 4 °C. The general characteristics of the leachate used in the study are presented in Table 1. All samples were collected, preserved and analysed by following Standard Methods for the Examination of Water and Wastewater [1].

2.2. Experimental Procedures

In the current study, Sodium persulfate (Na₂S₂O₈ M = 238 g/mol) and Aluminum sulfate (Al₂SO₄ 342.15 g/mol) were used for advanced oxidation during the oxidation of leachate samples. Several dosages of S₂O₈²⁻ and Al₂SO₄ were gradually mixed with 100 mL of leachate samples to determine the optimum S₂O₈²⁻ and Al₂SO₄ dosage according to the efficiencies of COD, Color and NH₃-N removal. Orbital Shaker (Luckham R100/TW Rotatable Shaker 340 mm × 245 mm) with at 200 rpm was used for samples shaking [2]. All experiments were performed at room temperature (28 °C) using 100 mL leachate samples in conical flasks with a 250 mL capacity. pH of the samples was controlled by using 3 M sulphuric acid solution and 3 M sodium hydroxide solution [3]. All experiments were performed at laboratory of Malaysian Institute of chemical & Bioengineering Technology, University of Kuala Lumpur, Melaka, Malaysia.

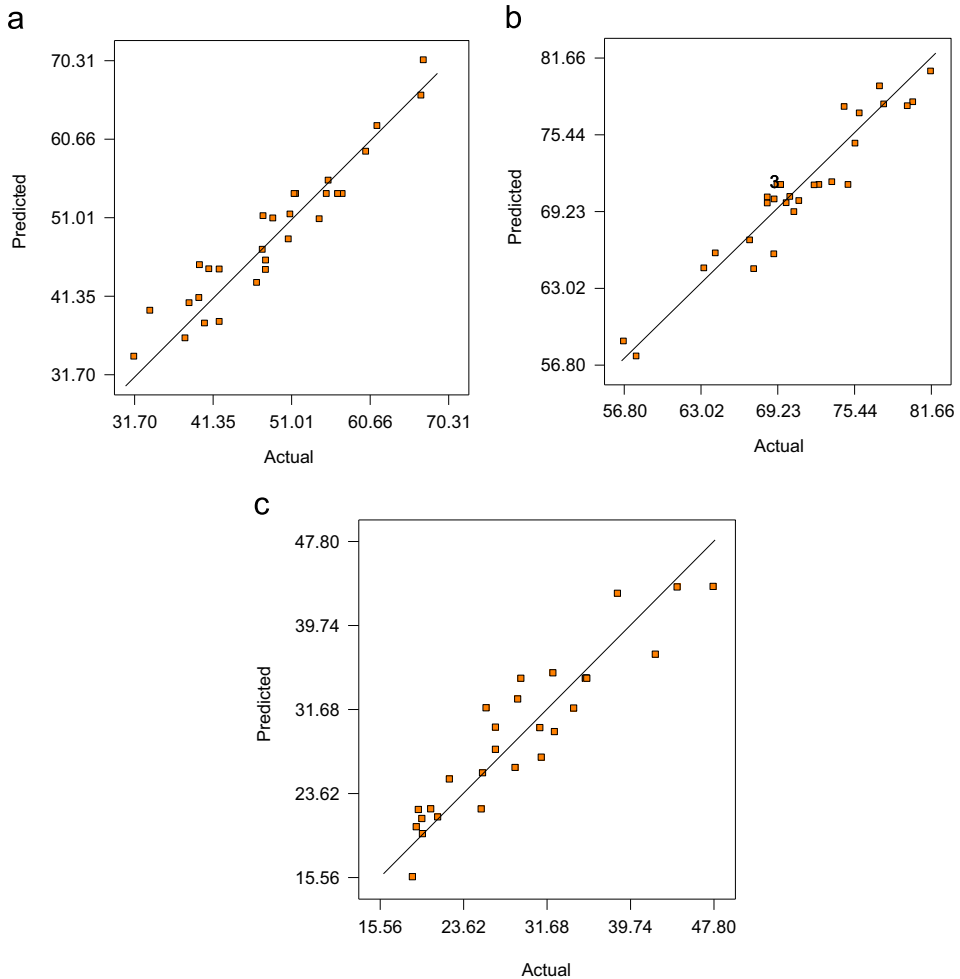


Fig. 1. Design expert plot; predicted and actual standardized residual for (A) COD, (B) color (C) NH₃-N, removal.

2.3. Experimental design

The effect of four factors, namely persulfate dosage (X_1), Al_2SO_4 dosage (X_2), pH (X_3) and reaction time (X_4) on three responses COD (Y_1), color (Y_2) and ammonia (Y_3) removal efficiencies from leachate was studied. The relationship between the factors and the three responses was modelled and optimized by using face centred composite design (FCCD). FCCD is one of the frequently used design in response surface methodology (RSM) to model and optimize the relationship between the input factors and the output responses. The levels of selected factors were chosen based on literature and preliminary experiments, the actual and coded levels are given in Table 2.

The relationship between the selected factors (X_1, X_2, X_3, X_4) and each of the responses (Y_1, Y_2, Y_3) is usually described in response surface methodology (RSM) by a second-order polynomial as given in Eq. (4).

$$Y = \beta_0 + \sum_{i=1}^4 \beta_i X_i + \sum_{i=1}^4 \beta_{ii} X_i^2 + \sum_{i < j} \sum \beta_{ij} X_{ij} \quad (4)$$

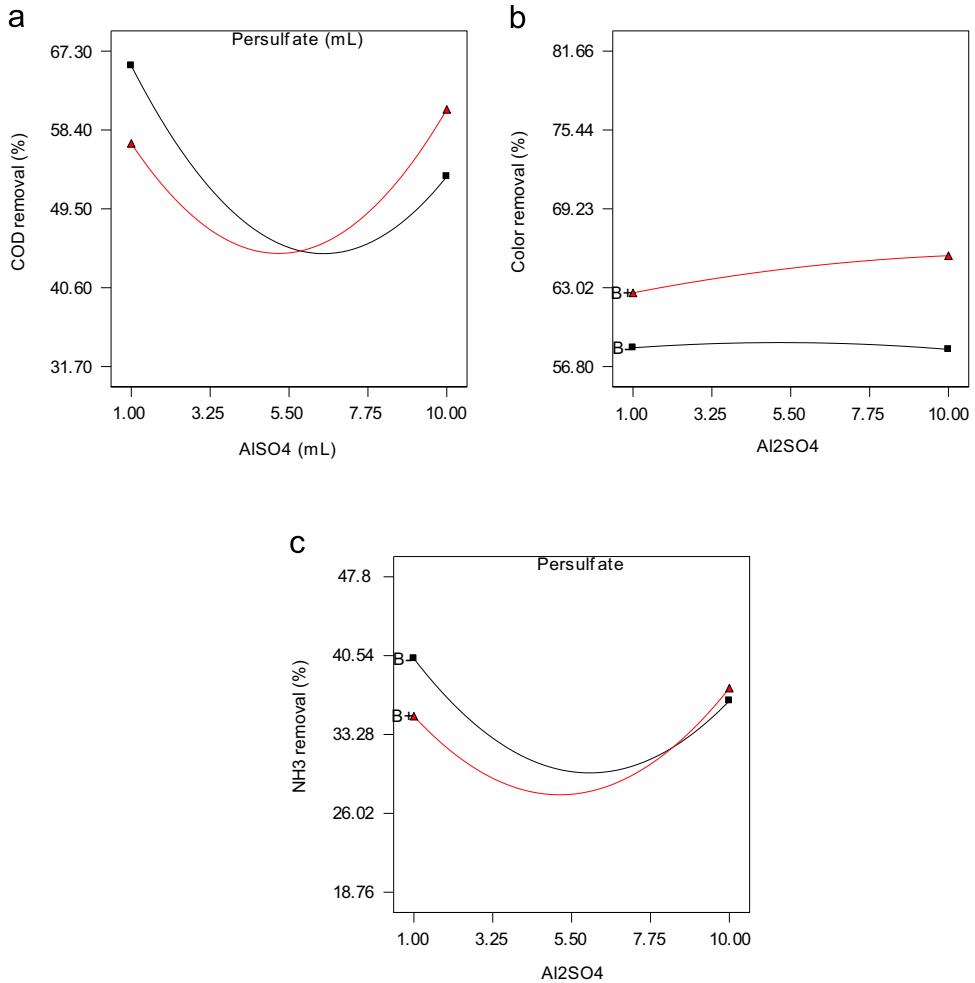


Fig. 2. Two-factor interaction plot showing the behavior of Al₂SO₄ and persulfate (■ = 1, ▲ = 10 mL) on (A) COD color (B) and (C) NH₃-N removal at 6 pH and 105 min reaction time.

where Y represents the dependent variable, β_0 , β_i and β_{ij} are linear coefficient, quadratic coefficient and interaction coefficients respectively, need to be estimated, and X_i represents the independent variables.

Thirty runs are required for FCCD to cover all possible combination of X_1 , X_2 , X_3 , and X_4 distributed as follows: sixteen runs for the factorial design, eight runs for axial (star) points and six runs at the center of the design [4,5]. To avoid or minimize the effect of unexpected variability in the responses, these experiments were run in random order. The data for the thirty-run of FCCD with the coded and actual levels of the four factors are given in Table 3.

2.4. Analytical methods

COD, color and NH₃-N, were immediately tested before and after each experiment. Leachate sample was shaken well analyzed. NH₃-N concentration was measured by the Phenol Method No. (4500) using a UV-vis spectrophotometer at 640 nm with a light path of 1 cm or greater. pH was measured using a portable digital pH/mV meter. COD concentration was determined by the open

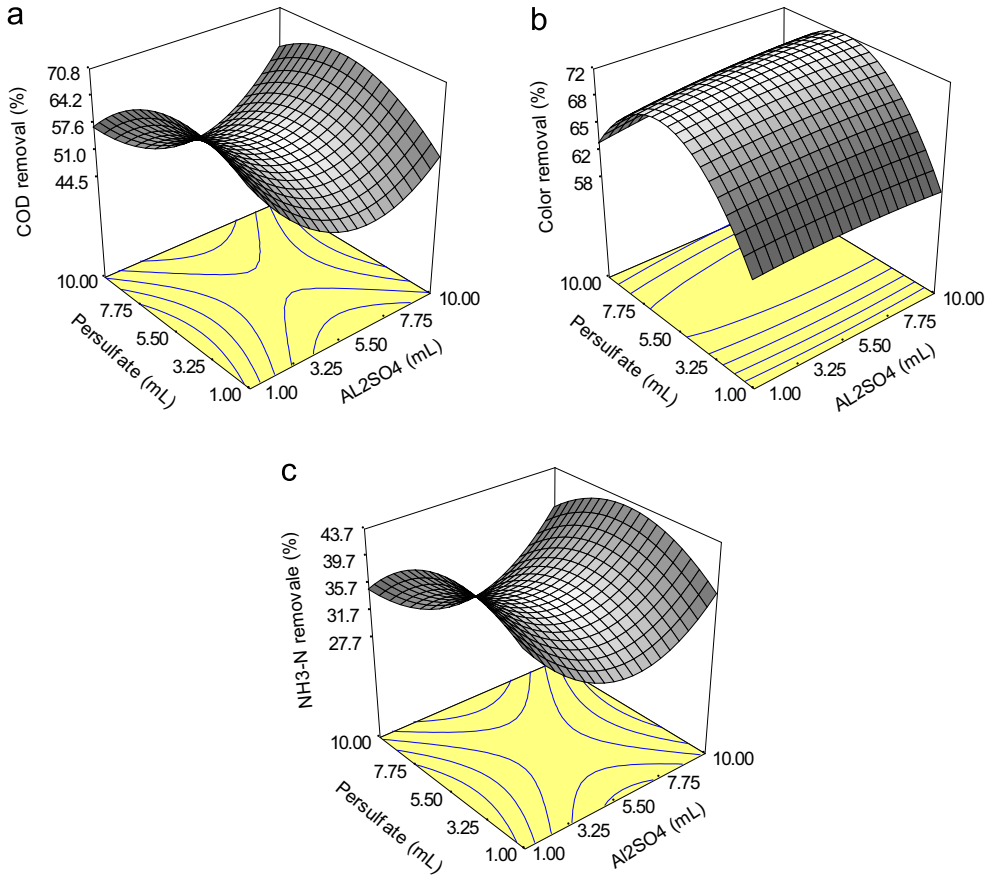


Fig. 3. Three-dimensional response surface showing the effect of persulfate/ Al_2SO_4 on (A) COD (B) color (C) and $\text{NH}_3\text{-N}$ removal at 5.5 ml of persulfate and 105 min reaction time.

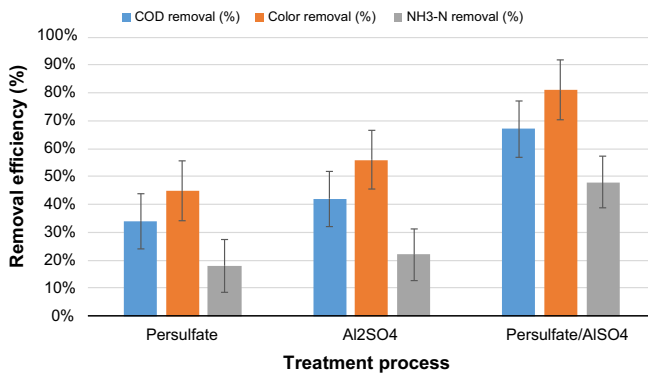


Fig. 4. Comparison the performance of persulfate, Al_2SO_4 and combined persulfate/ Al_2SO_4 for COD , color and $\text{NH}_3\text{-N}$ removal.

reflux method No. (5220). The test values are presented as the average of the three measurements, and the difference between the measurements of each value was less than 3%. The removal efficiencies of COD and NH₃-N were obtained using the following Eq. (5):

$$\text{Removal(\%)} = [(C_i - C_f) / C_i] \times 100 \quad (5)$$

where C_i and C_f refer to the initial and final COD and NH₃-N concentrations respectively.

Acknowledgment

This study was made possible through the support of the Malaysian Institute of chemical & Bioengineering Technology, Universiti Kuala Lumpur, (UniKL, MICET).

Transparency document. Supporting information

Transparency data associated with this article can be found in the online version at <http://dx.doi.org/10.1016/j.dib.2018.05.111>.

Appendix A. Supplementary material

Supplementary data associated with this article can be found in the online version at <http://dx.doi.org/10.1016/j.dib.2018.05.111>.

References

- [1] Standard Methods for the Examination of Water and Wastewater APHA, American Public Health Association (APHA), 21st ed., Washington, DC, 2005.
- [2] A.H. Hilles, S.S. Abu Amr, R.A. Hussein, A.I. Arafa, O.D. El-Sebaie, Performance of combined sodium persulfate/H₂O₂ based advanced oxidation process in stabilized landfill leachate treatment, *J. Environ. Manag.* 166 (2016) 493–498.
- [3] S.S. Abu Amr, S.N.F. Zakaria, H.A. Aziz, Performance of combined ozone and zirconium tetrachloride in stabilized landfill leachate treatment, *J. Mater. Cycles Waste Manag.* 19 (2017) (1384–139).
- [4] A. Talebi, I. Norli, T.T. Teng, A.F.M. Alkarkhi, Optimization of COD, apparent color and turbidity reductions of landfill leachate by Fenton reagent, *Desalin. Water Treat.* 52 (2014) 1524–1530.
- [5] O.F.W. Taiwo, A.F.M. Alkarkhi, A. Ghazali, W.W. Daud, Optimization of the strength properties of waste oil palm (*Elaeis Guineensis*) fronds fiber, *J. Nat. Fibers* 14 (2017) 551–563.